

Exploring God's Word



Activity Book Old Testament 3 **LESSON 12**

Moses Needs Help Coloring Sheet




“Bear one another’s burdens, and so fulfill the law of Christ” (Galatians 6:2).

Moses Chronology Activity

Instructions: Print and cut out the following pictures for each student. Ask them to arrange the pictures in chronological order. (For ages 2-5, the teacher should help).



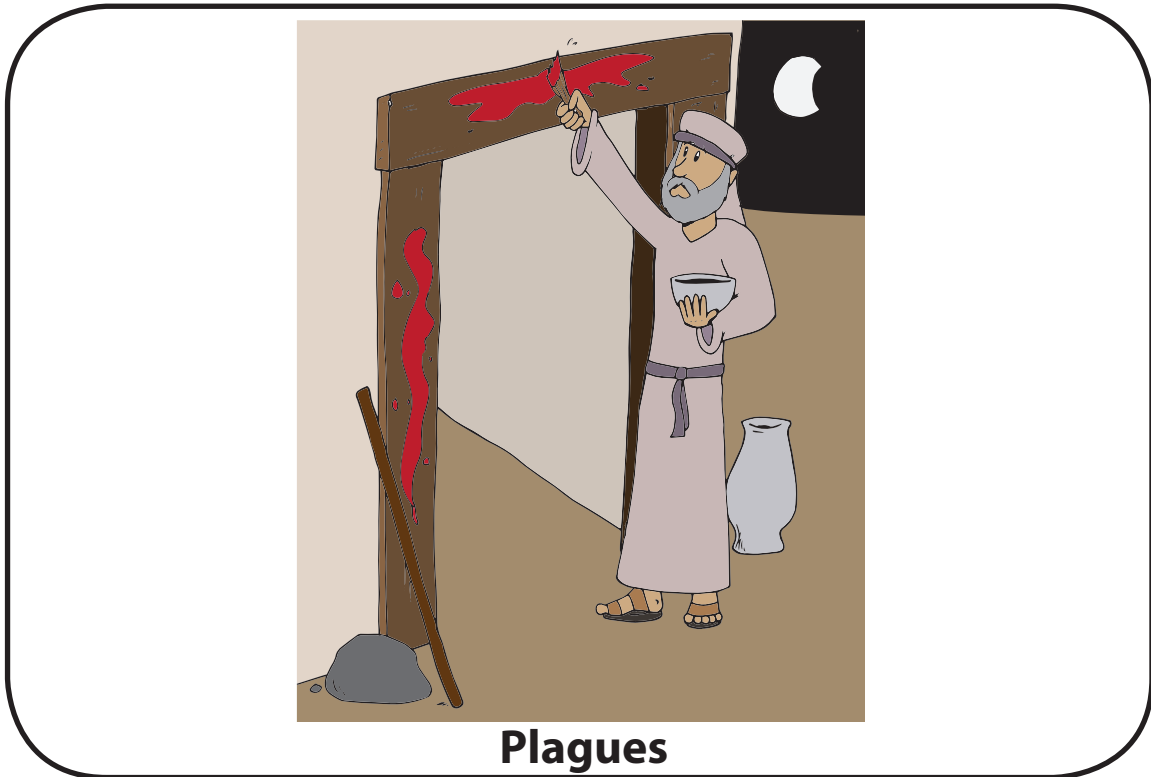
Birth of Moses




God speaks to Moses from a burning bush.



Moses goes to Pharaoh for the first time.



Plagues



Moses parts the Red Sea.



God feeds the Israelites manna.



God defeats the powerful Amalekites.



Moses presents the Ten Commandments.

I Have Helping Hands


Ages 2-5

Instructions: Trace your hands with a pencil, pen, or crayon, and tell the teacher five things you can do to help others. If you need help tracing your hand, ask your teacher.



Moses Needs Help Crossword Puzzle

Instructions: As you search for and circle the words from the word bank, think about what those words have to do with the lesson.



Across

2. Head of the Church.
5. Who was Moses' father-in-law?
8. What idol-worshipping people came to fight the Israelites ?
9. Of whom were the Amalekites descendants?

Down

1. _____ and Aaron set a rock beneath Moses because he was tired.
3. Leaders in the Church.
4. Where were the Israelites camped?
6. From where was Jethro?
7. Who lead the Israelites to battle with the Amalekites?
8. Hur and _____ held Moses' arms up.

Answer Key

Chronology Activity

1. Birth of Moses
2. God speaks to Moses from the burning bush.
3. Moses goes to Pharaoh for the first time
4. Plagues
5. Moses parts the Red Sea.
6. God feeds the Israelites manna.
7. God defeats the powerful Amalekites.
8. Moses presents the Ten Commandments.

